



Financial Planning Perspectives

Getting back on track: A guide to smart rebalancing

A portfolio's asset allocation reflects an investor's goals and temperament—the need for return and ability to withstand the financial markets' inevitable turbulence. Over time, as the returns of higher- and lower-risk assets diverge, a portfolio can take on exposures that are inconsistent with the investor's risk and return objectives. Rebalancing from one asset class to another can put the portfolio back on track.

We review the benefits of rebalancing, analyze the impact of different rebalancing frequencies and thresholds, and highlight strategies to minimize rebalancing costs. Our analysis suggests three best practices when setting expectations for and executing a rebalancing strategy:

- **Rebalance to manage risk and emotion.**

The purpose of rebalancing is to maintain a portfolio's risk and return characteristics, not to maximize returns. Once you construct the appropriate allocation for your goals, remove yourself from difficult decisions by implementing an easy-to-follow, consistent rebalancing rule.

- **Set a rebalancing "trigger."**

Generally, more frequent rebalancing will ensure tighter tracking to your target asset allocation, but this potentially comes at the cost of lower returns, increased turnover, and a heavier tax burden in the current period. We find that, over the long term, no one rebalancing strategy is dominant. Selecting and sticking with a reasonable rebalancing approach is better than not rebalancing at all.

- **Minimize the transaction and tax costs of rebalancing.**

Frequent rebalancing can be costly from a tax perspective, but there are ways to minimize taxes while maintaining an appropriate risk profile. Once you've determined your rebalancing strategy, consider your overall tax situation to make strategic decisions such as which accounts to rebalance, which could improve your after-tax returns and reduce your overall tax liability.

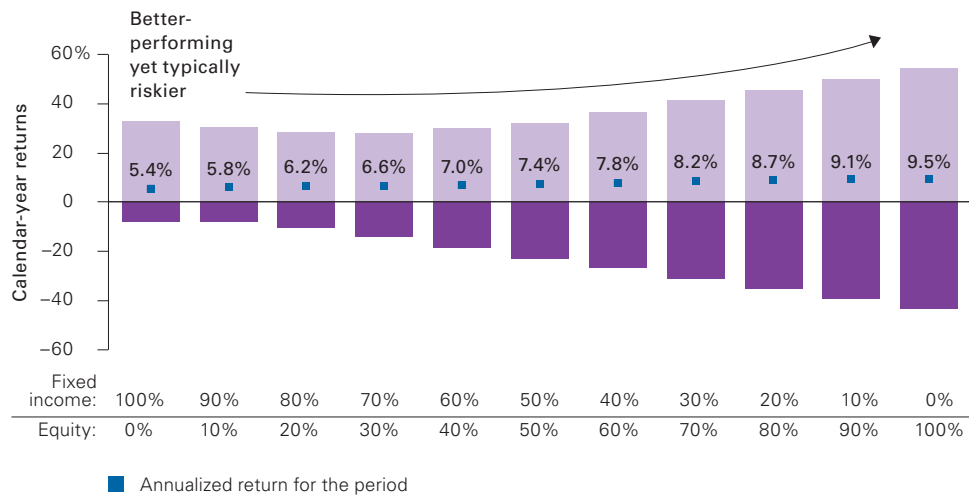
Return data for Figures 1, 3, and 4 are based on the following stock and bond benchmarks, as applicable: Stocks are represented by the Standard & Poor's 90 Index from 1926 through March 3, 1957; the S&P 500 Index from March 4, 1957, through 1969; the MSCI World Index from 1970 through 1987; the MSCI All Country (AC) World Index from 1988 through May 31, 1994; and the MSCI AC World IMI Index from June 1, 1994, through 2018. Bonds are represented by the S&P High Grade Corporate Index from 1926 through 1968, the Citigroup High Grade Index from 1969 through 1972, the Lehman Long-Term AA Corporate Index from 1973 through 1975, the Bloomberg Barclays U.S. Aggregate Bond Index from 1976 through 1989, and the Bloomberg Barclays Global Aggregate Bond Index (USD hedged) from 1990 through 2018. Except as noted, the portfolios are weighted 60% stocks/40% bonds. For all analyses, the income tax rate is assumed to be 30%, and the long-term preferred capital gains rate is assumed to be 20%.

Rebalance to manage risk and emotion

When investors select an asset allocation, they choose a mix of assets that is expected to produce returns that can help them meet their goals with a level of risk they can tolerate. Over time, this allocation will begin to drift away from the target in favor of better-performing yet typically riskier assets. The resulting allocation alters the return and risk expectations of the portfolio, usually in the form of a higher expected return but with higher volatility. Rebalancing plays a large role in ensuring that the portfolio maintains its appropriate risk and return posture. **Figure 1** depicts the distribution of historical returns for various asset allocations of a stock and bond portfolio.

The objective of rebalancing is to manage risk rather than maximize return.

Figure 1. Increased return brings along increased risk



Notes: Return data are from January 1, 1926, through December 31, 2018. The figure shows the maximum and minimum annual returns for a given asset allocation portfolio over the time horizon. The portfolios were rebalanced monthly. Results are displayed on a pretax basis.

Sources: Vanguard calculations, based on data from FactSet.

Selling a well-performing asset and buying an investment with lower returns may seem counterintuitive, but the objective of rebalancing is to manage risk rather than maximize return. **Figure 2** illustrates these risk-control benefits. We project 30 years of hypothetical returns using 10,000 market return scenarios. Figure 2a shows the distribution for the projections with no rebalancing in gray and quarterly rebalancing in blue. The gray distribution has fatter tails, meaning a greater possibility of a higher return but also a greater possibility of a lower return relative to a rebalanced portfolio. Figure 2b depicts, in gray, that a nonrebalanced portfolio is typically more volatile. That means the median volatility of the rebalanced portfolio, in blue, is lower. Figure 2c combines these risk and return results into a single statistic known as the Sharpe ratio.¹ As our simulations show, rebalancing quarterly increases the portfolio's Sharpe ratio, meaning that the rebalanced portfolio produces more return per unit of risk than the nonrebalanced portfolio.

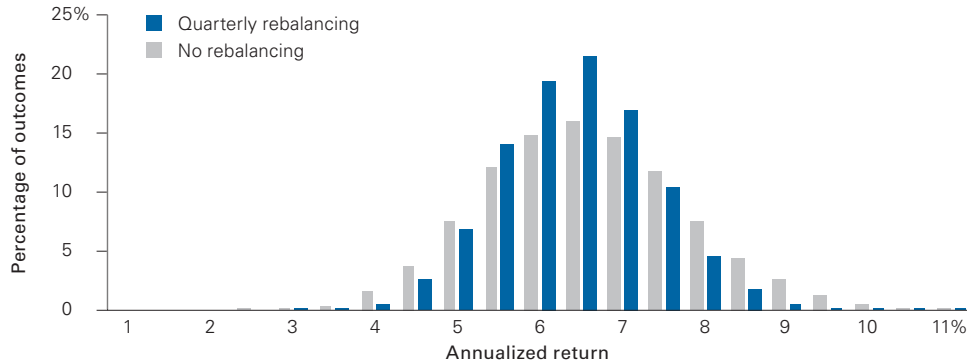
Notes on risk

All investing is subject to risk, including the possible loss of the money you invest. Be aware that fluctuations in the financial markets and other factors may cause declines in the value of your account. There is no guarantee that any particular asset allocation or mix of funds will meet your investment objectives or provide you with a given level of income. Past performance is not a guarantee of future returns. We recommend that you consult a tax or financial advisor about your individual situation.

¹ The Sharpe ratio measures the excess return of a portfolio above a risk-free asset relative to the volatility in the portfolio. The higher the ratio, the better, because this means the portfolio is generating a higher return with less risk exposure relative to a portfolio with a lower ratio.

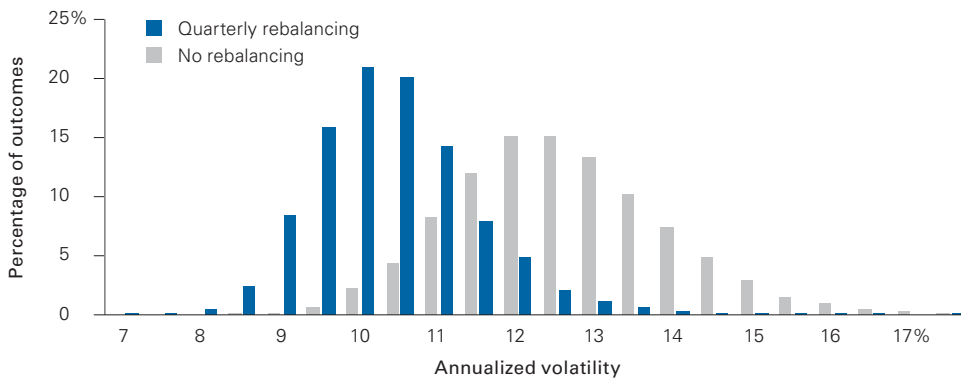
Figure 2. Rebalancing typically improves risk-adjusted returns

a. A rebalanced portfolio generally exhibits a tighter return distribution

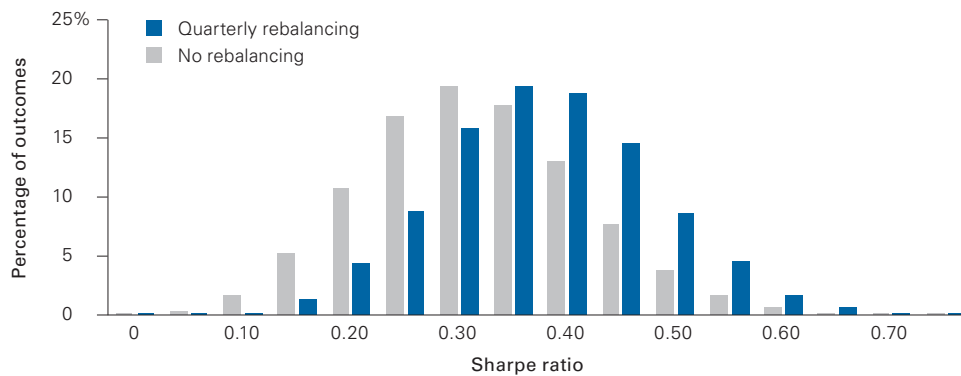


Rebalancing tends to increase a portfolio's Sharpe ratio, improving risk-adjusted returns.

b. A nonrebalanced portfolio is typically more volatile



c. A rebalanced portfolio usually produces more return per unit of risk



Note: Distributions over 10,000 return paths (5th–95th percentiles) are produced by the Vanguard Capital Markets Model® using 30-year forecasts for global equity, fixed income, and risk-free rates.

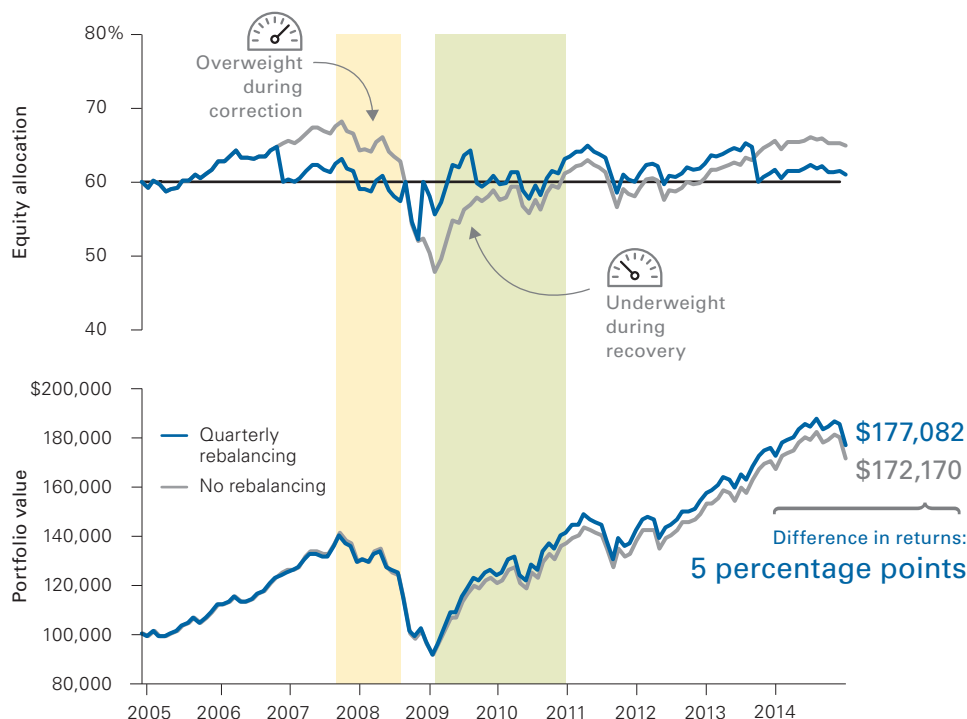
Source: Vanguard.

IMPORTANT: The projections and other information generated by the Vanguard Capital Markets Model regarding the likelihood of various investment outcomes are hypothetical in nature, do not reflect actual investment results, and are not guarantees of future results. Distribution of return outcomes from the VCMM are derived from 10,000 simulations for each modeled asset class. Simulations are as of December 31, 2018. Results from the model may vary with each use and over time. For more information, see the Appendix on page 8.

Using a systematic rebalancing strategy can help an investor stay on track.

Rebalancing can help with discipline and emotional control in volatile markets. **Figure 3** shows the equity allocations and portfolio value of a rebalanced portfolio and a nonrebalanced portfolio leading up to and several years after the global financial crisis.² In this case, investors who didn't rebalance might have enjoyed success in the run-up to the crisis but would have found themselves overallocated to equities during the correction (yellow box), precisely when being overexposed would have hurt them the most. Similarly, they would have found themselves underexposed to equities during the recovery (green box). At the bottom of the crisis, many investors were bearish and may have lacked the confidence to rebalance toward equities without a consistent rules-based approach. In the case shown in Figure 3, the nonrebalanced portfolio's return would have trailed that of the rebalanced portfolio by 5 percentage points after tax over the ten years.³

Figure 3. A consistent rebalancing rule removes the emotions



Notes: Return data cover January 1, 2005, through December 31, 2014. The shaded "Overweight during correction" area corresponds to the period from October 2007 to September 2008. The shaded "Underweight during recovery" area corresponds to the period from March 2009 to December 2010.

Source: Vanguard.

Set a rebalancing "trigger"

The ability to remain disciplined and give up potentially higher returns to limit deviations from your target portfolio can be difficult. Creating and sticking to a systematic rebalancing strategy can help by taking the emotions out of rebalancing. A set policy will trigger rebalancing events in a consistent manner, ideally balancing the needs for keeping your allocation in check and limiting the higher taxes associated with more frequent rebalancing and turnover.

² The bottom of the crisis came in March 2009.

³ The analysis covers January 1, 2005, through December 31, 2014. The portfolio starts with \$100,000 weighted 60% stocks/40% bonds. Stocks are represented by the MSCI AC World IMI Index. Bonds are represented by the Bloomberg Barclays Global Aggregate Bond Index (USD hedged). In one simulation, the portfolio was rebalanced to its target asset allocation on a quarterly basis if the portfolio strayed from it by 5% or more. In another simulation, the portfolio was never rebalanced.

Most rebalancing strategies consider two types of triggers: *time* and/or *threshold*. With a *time* trigger, the portfolio is rebalanced after a predetermined interval. With a *threshold* trigger, the portfolio is rebalanced only when its asset allocation has drifted from the target by a predetermined percentage. More complex strategies may consider a blend of both triggers to balance risk and turnover constraints during various levels of market volatility. **Figure 4** shows some key measures for various combinations of time and threshold rebalancing strategies.

Figure 4. Any reasonable rebalancing strategy beats not rebalancing at all

Monitoring frequency	Strategy/threshold	Tax-adjusted annualized return	Annualized volatility	Sharpe ratio	Average equity allocation	Rebalancing events (tax lots)
Never	NA	8.74%	14.0%	0.46	85%	0
Monthly	Avoid short-term gains	8.19%	11.7%	0.50	60%	1,107
	0%	8.20%	11.7%	0.50	60%	1,116
	1%	8.20%	11.7%	0.50	60%	426
	5%	8.22%	11.8%	0.50	61%	58
	10%	8.39%	11.8%	0.51	62%	24
Quarterly	0%	8.26%	11.6%	0.51	60%	372
	1%	8.26%	11.6%	0.51	60%	233
	5%	8.31%	11.6%	0.51	61%	47
	10%	8.26%	11.7%	0.50	62%	19
Annually	0%	8.19%	11.4%	0.51	60%	93
	1%	8.19%	11.4%	0.51	60%	83
	5%	8.19%	11.4%	0.51	61%	34
	10%	8.20%	11.6%	0.50	63%	14

Notes: Return data cover January 1, 1926, through December 31, 2018. The “avoid short-term gains” strategy avoids selling at a gain any securities that have been owned for less than a year and are thus subject to ordinary income tax rates. The “strategy/threshold” column indicates that the portfolio was rebalanced to target if the asset allocation had strayed from it by more than the specified percentage when monitored.

Source: Vanguard.

What’s remarkable is that starkly different strategies were equally successful in controlling risk. At one extreme is a monthly 0% threshold strategy. If portfolio allocations differ at all from their target at month-end, the portfolio is rebalanced. Over the past 92 years, this strategy would have rebalanced a portfolio more than 1,100 times to produce an annualized return of 8.20%. At the other extreme is an annual 10% threshold strategy. The portfolio is evaluated yearly and rebalanced only if allocations differ from their target by more than 10 percentage points. This strategy led to only 14 rebalancing events,

also producing an annualized return of 8.20%. We see that most rebalancing strategies have historically produced similar returns and Sharpe ratios on an after-tax basis. We also see this trend when projecting 30 years of VCMM returns using various rebalancing strategies. **Figure 5** illustrates that implementing any one of the possible strategies can control the breadth of potential risk-adjusted returns.

Ultimately, we believe that investors will benefit from systematic rebalancing, but we don't find a specific rebalancing threshold or frequency that consistently outperforms other forms of rebalancing. It may behoove investors not to stress about the specifics but rather to choose a rebalancing strategy they can comfortably stick with.

Any rebalancing strategy is better than not rebalancing at all.

Figure 5. Risk-adjusted returns are improved using selected rebalancing strategies







Notes: Distributions over 10,000 return paths (5th–95th percentiles) are produced by the VCMM using 30-year forecasts for global equity, fixed income, and risk-free rates. The “avoid short-term gains” strategy avoids selling securities at a gain that have been owned for less than a year and are thus subject to ordinary income tax rates. The percentage threshold columns indicate that the portfolio was rebalanced to target if the asset allocation had strayed from it by more than the specified percentage when monitored. **Source:** Vanguard.

Minimize the transaction and tax costs of rebalancing

As we found in the previous section, the frequency and threshold you choose for rebalancing are secondary to establishing a systematic rebalancing strategy at all. Once you have determined which approach suits you, there are strategies you can follow to further improve your investment performance and ability to maintain your portfolio's relative risk/return profile. Working with an advisor can be a good way to personalize these strategies to your own situation. **Figure 6** highlights various tax-efficient tactics to consider when it's time to rebalance your portfolio.

Figure 6. Tax-efficient rebalancing best practices

Tactic	Explanation	Considerations
Focus on tax-advantaged accounts 	<p>Rebalancing within tax-advantaged accounts is tax-free. (Note that any withdrawals from such accounts could be subject to income taxes, additional penalties, or both.)</p> <p>By applying this tactic to the analysis shown in Figure 4, we found that after-tax returns increased by 44 basis points on an annualized basis without increasing risk exposure.*</p>	<p>This works best if you have a mix of asset classes in your tax-advantaged account.</p>
Rebalance with portfolio cash flows 	<p>Directing cash inflows such as lump-sum investments, dividends, and interest into your portfolio's underweighted asset classes is another way to help with rebalancing. Conversely, when withdrawing from your portfolio, start with any overweighted asset classes.</p>	<p>If you are 70½ or over and taking a required minimum distribution from your retirement account(s), take the distribution while rebalancing. If you don't need your RMD for spending, reinvest it in an underweighted asset class in your nonretirement account(s).</p>
Be mindful of costs 	<p>To minimize transaction costs and taxes, you could opt to rebalance your portfolio partially to your target asset allocation. Focusing primarily on shares with higher cost basis (in taxable accounts) or on asset classes that are extremely overweighted or underweighted will limit both taxes and transaction costs associated with rebalancing.</p>	<p>Investors may find it difficult to quantify the trade-off between avoiding transaction costs and taxes and marginally approaching their target asset allocation. Alternatively, strategies such as rebalancing first with higher-cost-basis shares may improve portfolio after-tax returns without increasing risk exposure.</p>
Consider charitable giving/annual gifting 	<p>If charitably inclined, you can gift shares from your taxable account(s) or take a qualified charitable distribution (QCD) from your traditional IRA(s) to rebalance while maximizing your tax benefits.^{^, ±}</p> <p>Similarly, you can rebalance while benefiting from the annual federal gift tax exclusion when gifting to family and friends.[†]</p>	<p>When gifting from nonretirement accounts, focus on low-cost-basis shares in lieu of gifting cash. Doing so means you won't owe capital gains tax on any appreciation on the holding, because the taxable basis carries to the donee.</p>

* Applying the analysis to a portfolio with 50% allocated to tax-advantaged accounts and 50% allocated to taxable accounts, we found that a simulated portfolio that prioritized rebalancing (quarterly with a 5% threshold) with tax-advantaged assets would have outperformed a portfolio that prioritized rebalancing with taxable assets by 44 basis points on an annualized basis without increasing annualized volatility.

[^] Gifting from a taxable account provides immediate tax benefits. The charity gets the full value of the gift. As a donor, you benefit from the full value of the tax deduction, if you itemize, and you realize no capital gains on the appreciated assets (which you would if you sold them and donated the cash proceeds). You may also avoid transaction costs that selling the shares might otherwise incur.

[±] The maximum QCD is \$100,000 per IRA owner per year. It must be paid directly to the charity, which receives the full value of the donation. The QCD is excluded from your adjusted gross income, so it may also reduce costs that are based on income limits, such as Medicare Part B premiums and taxes on Social Security benefits.

[†] For 2019, that exclusion is \$15,000 per donor per donee (or \$30,000 for married donors filing jointly, per donee).

Conclusion

Although a strong case exists for regularly rebalancing your portfolio to improve its risk-adjusted return, no specific rebalancing frequency and/or threshold is optimal for all investors. Generally, more frequent rebalancing will limit the risk in a portfolio to a level suitable for the investment goal, but this potentially comes at the cost of lower returns, increased turnover, and a heavier tax burden in the current period. Just as when investors determine a target asset allocation, they must balance their willingness to accept risk against their expected returns. Investors may also be able to improve portfolio performance, without sacrificing risk control, by practicing tax-efficient rebalancing through the use of tax-advantaged accounts, rebalancing with portfolio income, incorporating tax- and cost-sensitivity awareness into their rebalancing decision, and gifting overweighted and highly appreciated securities.

References

Brinson, Gary P., L. Randolph Hood, and Gilbert L. Beebower, 1986. Determinants of Portfolio Performance. *Financial Analysts Journal* 42(4): 39–44; reprinted 1995 in *Financial Analysts Journal* 51(1): 133–38.

Harbron, Garrett, and Alisa Shin, 2017. *Financial Planning Perspectives: Charitable Giving: Three Steps for a Successful Plan*. Valley Forge, Pa.: The Vanguard Group.

Kitces, Michael, 2016. *Finding the Optimal Rebalancing Frequency—Time Horizons vs. Tolerance Bands*. Available at www.kitces.com/blog/best-opportunistic-rebalancing-frequency-time-horizons-vs-tolerance-band-thresholds/.

Scott, Brian J., James Balsamo, Kelly N. McShane, and Christos Tasopoulos, 2017. *The Global Case for Strategic Asset Allocation and an Examination of Home Bias*. Valley Forge, Pa.: The Vanguard Group.

Zilbering, Yan, Colleen M. Jaconetti, and Francis M. Kinniry Jr., 2015. *Best Practices for Portfolio Rebalancing*. Valley Forge, Pa.: The Vanguard Group.

Appendix. About the Vanguard Capital Markets Model

IMPORTANT: The projections and other information generated by the Vanguard Capital Markets Model regarding the likelihood of various investment outcomes are hypothetical in nature, do not reflect actual investment results, and are not guarantees of future results. VCMM results will vary with each use and over time.

The VCMM projections are based on a statistical analysis of historical data. Future returns may behave differently from the historical patterns captured in the VCMM. More important, the VCMM may be underestimating extreme negative scenarios unobserved in the historical period on which the model estimation is based.

The Vanguard Capital Markets Model® is a proprietary financial simulation tool developed and maintained by Vanguard's primary investment research and advice teams. The model forecasts distributions of future returns for a wide array of broad asset classes. Those asset classes include U.S. and international equity markets, several maturities of the U.S. Treasury and corporate fixed income markets, international fixed income markets, U.S. money markets, commodities, and certain alternative investment strategies. The theoretical and empirical foundation for the Vanguard Capital Markets Model is that the returns of various asset classes reflect the compensation investors require for bearing different types of systematic risk (beta). At the core of the model are estimates of the dynamic statistical relationship between risk factors and asset returns, obtained from statistical analysis based on available monthly financial and economic data from as early as 1960. Using a system of estimated equations, the model then applies a Monte Carlo simulation method to project the estimated interrelationships among risk factors and asset classes as well as uncertainty and randomness over time. The model generates a large set of simulated outcomes for each asset class over several time horizons. Forecasts are obtained by computing measures of central tendency in these simulations. Results produced by the tool will vary with each use and over time.

Connect with Vanguard™

This information is intended for investors outside the United States and should not be provided to individual investors in the United States. The information contained herein does not constitute an offer or solicitation and may not be treated as such in any jurisdiction where such an offer or solicitation is against the law, or to anyone to whom it is unlawful to make such an offer or solicitation, or if the person making the offer or solicitation is not qualified to do so. Broker-dealers, advisers, and other intermediaries must determine whether their clients are eligible for investment in the products discussed herein.

All investing is subject to risk, including the possible loss of the money you invest. Diversification does not ensure a profit or protect against a loss.

For Institutional or Accredited Investor Use Only. Not For Public Distribution.

Vanguard research authors

Jenna L. McNamee
Thomas Paradise
Maria A. Bruno, CFP®

For institutional and sophisticated investors only. Not for public distribution.



Vanguard Research

© 2022 The Vanguard Group, Inc. All rights reserved.

ISGGBOT_A 042019

Important Information

VIGM, S.A. de C.V. Asesor en Inversiones Independiente ("Vanguard Mexico") registration number: 30119-001-(14831)-19/09/2018. The registration of Vanguard Mexico before the Comisión Nacional Bancaria y de Valores ("CNBV") as an Asesor en Inversiones Independiente is not a certification of Vanguard Mexico's compliance with regulation applicable to Advisory Investment Services (Servicios de Inversión Asesorados) nor a certification on the accuracy of the information provided herein. The supervision scope of the CNBV is limited to Advisory Investment Services only and not all services provided by Vanguard Mexico.

This material is solely for informational purposes and does not constitute an offer or solicitation to sell or a solicitation of an offer to buy any security, nor shall any such securities be offered or sold to any person, in any jurisdiction in which an offer, solicitation, purchase or sale would be unlawful under the securities law of that jurisdiction. Reliance upon information in this material is at the sole discretion of the recipient.

Securities information provided in this document must be reviewed together with the offering information of each of the securities which may be found on Vanguard's website: <https://www.vanguardmexico.com/institutional/products/en/list/overview> or www.vanguard.com

Vanguard Mexico may recommend products of The Vanguard Group Inc. and its affiliates and such affiliates and their clients may maintain positions in the securities recommended by Vanguard Mexico.

ETFs can be bought and sold only through a broker and cannot be redeemed with the issuing fund other than in very large aggregations. Investing in ETFs entails stockbroker commission and a bid-offer spread which should be considered fully before investing. The market price of ETF Shares may be more or less than net asset value.

All investments are subject to risk, including the possible loss of the money you invest. Investments in bond funds are subject to interest rate, credit, and inflation risk. Governmental backing of securities applies only to the underlying securities and does not prevent share-price fluctuations. High-yield bonds generally have medium- and lower-range credit quality ratings and are therefore subject to a higher level of credit risk than bonds with higher credit quality ratings.

There is no guarantee that any forecasts made will come to pass. Past performance is no guarantee of future results.

Prices of mid- and small-cap stocks often fluctuate more than those of large-company stocks. Funds that concentrate on a relatively narrow market sector face the risk of higher share-price volatility. Stocks of companies are subject to national and regional political and economic risks and to the risk of currency fluctuations, these risks are especially high in emerging markets. Changes in exchange rates may have an adverse effect on the value, price or income of a fund.

The information contained in this material derived from third-party sources is deemed reliable, however Vanguard Mexico and The Vanguard Group Inc. are not responsible and do not guarantee the completeness or accuracy of such information.

This document should not be considered as an investment recommendation, a recommendation can only be provided by Vanguard Mexico upon completion of the relevant profiling and legal processes.

This document is for educational purposes only and does not take into consideration your background and specific circumstances nor any other investment profiling circumstances that could be material for taking an investment decision. We recommend getting professional advice based on your individual circumstances before taking an investment decision.

These materials are intended for institutional and sophisticated investors use only and not for public distribution.

Materials are provided only for the recipient's exclusive use and shall not be distributed to any other individual or entity. Broker-dealers, advisers, and other intermediaries must determine whether their clients are eligible for investment in the products discussed herein.

The information contained herein does not constitute an offer or solicitation and may not be treated as such in any jurisdiction where such an offer or solicitation is against the law, or to anyone for whom it is unlawful to make such an offer or solicitation, or if the person making the offer or solicitation is not qualified to do so.

THESE MATERIALS ARE PROVIDED AT THE REQUEST OF AND FOR THE EXCLUSIVE USE OF RECIPIENT AND CONTAIN HIGHLY CONFIDENTIAL INFORMATION, WHICH SHALL NOT BE REPRODUCED OR TRANSMITTED TO ANY THIRD PARTIES WITHOUT VANGUARD'S PRIOR WRITTEN CONSENT. THE CONTENTS OF THESE MATERIALS SHALL NOT BE UNDERSTOOD AS AN OFFER OR SOLICITATION TO BUY OR SELL SECURITIES IN BRAZIL AND VANGUARD IS NOT MAKING ANY REPRESENTATION WITH RESPECT TO THE ELIGIBILITY OF ANY RECIPIENT OF THESE MATERIALS TO ACQUIRE THE INTERESTS IN THE SECURITIES DESCRIBED HEREIN UNDER THE LAWS OF BRAZIL. SUCH SECURITIES HAVE NOT BEEN REGISTERED IN BRAZIL AND NONE OF THE INTERESTS IN SUCH SECURITIES MAY BE OFFERED, SOLD, OR DELIVERED, DIRECTLY OR INDIRECTLY, IN BRAZIL OR TO ANY RESIDENT OF BRAZIL EXCEPT PURSUANT TO THE APPLICABLE LAWS AND REGULATIONS OF BRAZIL.

PROVIDED AT THE REQUEST OF AND FOR THE EXCLUSIVE USE OF THE RECIPIENT. THE CONTENTS OF THIS DOCUMENT SHALL NOT BE UNDERSTOOD AS AN OFFER OR SOLICITATION TO BUY OR SELL SECURITIES IN BRAZIL AND VANGUARD IS NOT MAKING ANY REPRESENTATION WITH RESPECT TO THE ELIGIBILITY OF ANY RECIPIENT OF THIS DOCUMENT TO INVEST IN SECURITIES DESCRIBED HEREIN

This document is provided at the request of and for the exclusive use of the recipient and does not constitute, and is not intended to constitute, a public offer in the Republic of Colombia, or an unlawful promotion of financial/capital market products. The offer of the financial products described herein is addressed to fewer than one hundred specifically identified investors. The financial products described herein may not be promoted or marketed in Colombia or to Colombian residents, unless such promotion and marketing is made in compliance with Decree 2555/2010 and other applicable rules and regulations related to the promotion of foreign financial/capital market products in Colombia.

The financial products described herein are not and will not be registered before the Colombian National Registry of Securities and Issuers (Registro Nacional de Valores y Emisores - RNVE) maintained by the Colombian Financial Superintendency, or before the Colombian Stock Exchange. Accordingly, the distribution of any documentation in regard to the financial products described here in will not constitute a public offering of securities in Colombia.

The financial products described herein may not be offered, sold or negotiated in Colombia, except under circumstances which do not constitute a public offering of securities under applicable Colombian securities laws and regulations; provided that, any authorized person of a firm authorized to offer foreign securities in Colombia must abide by the terms of Decree 2555/2010 to offer such products privately to its Colombian clients.

The distribution of this material and the offering of securities may be restricted in certain jurisdictions. The information contained in this material is for general guidance only, and it is the responsibility of any person or persons in possession of this material and wishing to make application for securities to inform themselves of, and to observe, all applicable laws and regulations of any relevant jurisdiction. Prospective applicants for securities should inform themselves of any applicable legal requirements, exchange control regulations and applicable taxes in the countries of their respective citizenship, residence or domicile.

This offer conforms to General Rule No. 336 of the Chilean Financial Market Commission (Comisión para el Mercado Financiero). The offer deals with securities not registered under Securities Market Law, nor in the Securities Registry nor in the Foreign Securities Registry of the Chilean Financial Market Commission, and therefore such securities are not subject to its oversight. Since such securities are not registered in Chile, the issuer is not obligated to provide public information in Chile regarding the securities. The securities shall not be subject to public offering unless they are duly registered in the corresponding Securities Registry in Chile. The issuer of the securities is not registered in the Registries maintained by the Chilean Financial Market Commission, therefore it is not subject to the supervision of the Chilean Financial Market Commission or the obligations of continuous information.

Esta oferta se acoge a la norma de carácter general No. 336 de la Comisión para el Mercado Financiero. La oferta versa sobre valores no inscritos bajo la Ley de Mercado de Valores en el Registro de Valores o en el Registro de Valores extranjeros que lleva la Comisión para el Mercado Financiero, por lo que tales valores no están sujetos a la fiscalización de ésta. Por tratarse de valores no inscritos, no existe la obligación por parte del emisor de entregar en Chile información pública respecto de esos valores. Los valores no podrán ser objeto de oferta pública mientras no sean inscritos en el Registro de Valores correspondiente. El emisor de los valores no se encuentra inscrito en los Registros que mantiene la Comisión para el Mercado Financiero, por lo que no se encuentra sometido a la fiscalización de la Comisión para el Mercado financiero ni a las obligaciones de información continua.

The securities described herein have not been registered under the Peruvian Securities Market Law (Decreto Supremo No 093-2002-EF) or before the Superintendencia del Mercado de Valores (the "SMV"). There will be no public offering of the securities in Peru and the securities may only be offered or sold to institutional investors (as defined in Appendix I of the Institutional Investors Market Regulation) in Peru by means of a private placement. The securities offered and sold in Peru may not be sold or transferred to any person other than an institutional investor unless such securities have been registered with the Registro Público del Mercado de Valores kept by the SMV. The SMV has not reviewed the information provided to the investor. This material is for the exclusive use of institutional investors in Peru and is not for public distribution.

The financial products described herein may be offered or sold in Bermuda only in compliance with the provisions of the Investment Business Act 2003 of Bermuda. Additionally, non-Bermudian persons may not carry on or engage in any trade or business in Bermuda unless such persons are authorized to do so under applicable Bermuda legislation. Engaging in the activity of offering or marketing the financial products described herein in Bermuda to persons in Bermuda may be deemed to be carrying on business in Bermuda.

Vanguard Mexico does not intend, and is not licensed or registered, to conduct business in, from or within the Cayman Islands, and the interests in the financial products described herein shall not be offered to members of the public in the Cayman Islands.

The financial products described herein have not been and will not be registered with the Securities Commission of The Bahamas. The financial products described herein are offered to persons who are non-resident or otherwise deemed non-resident for Bahamian Exchange Control purposes. The financial products described herein are not intended for persons (natural persons or legal entities) for which an offer or purchase would contravene the laws of their state (on account of nationality or domicile/registered office of the person concerned or for other reasons). Further, the offer constitutes an exempt distribution for the purposes of the Securities Industry Act, 2011 and the Securities Industry Regulations, 2012 of the Commonwealth of The Bahamas.

This document is not, and is not intended as, a public offer or advertisement of, or solicitation in respect of, securities, investments, or other investment business in the British Virgin Islands ("BVI"), and is not an offer to sell, or a solicitation or invitation to make offers to purchase or subscribe for, any securities, other investments, or services constituting investment business in BVI. Neither the securities mentioned in this document nor any prospectus or other document relating to them have been or are intended to be registered or filed with the Financial Services Commission of BVI or any department thereof.

This document is not intended to be distributed to individuals that are members of the public in the BVI or otherwise to individuals in the BVI. The funds are only available to, and any invitation or offer to subscribe, purchase, or otherwise acquire such funds will be made only to, persons outside the BVI, with the exception of persons resident in the BVI solely by virtue of being a company incorporated in the BVI or persons who are not considered to be "members of the public" under the Securities and Investment Business Act, 2010 ("SIBA").

Any person who receives this document in the BVI (other than a person who is not considered a member of the public in the BVI for purposes of SIBA, or a person resident in the BVI solely by virtue of being a company incorporated in the BVI and this document is received at its registered office in the BVI) should not act or rely on this document or any of its contents.

This document does not constitute an offer or solicitation to invest in the securities mentioned herein. It is directed at professional / sophisticated investors in the United States for their use and information. The financial products described herein are only available for investment by non-U.S. investors, and this document should not be given to a retail investor in the United States. Any entity responsible for forwarding this material, which is produced by VIGM, S.A. de C.V., Asesor en Inversiones Independiente in Mexico, to other parties takes responsibility for ensuring compliance with applicable securities laws in connection with its distribution.

Connect with Vanguard® > www.vanguardsouthamerica.com

Advice services are provided by Vanguard Advisers, Inc., a registered investment advisor, or by Vanguard National Trust Company, a federally chartered, limited-purpose trust company.

CFA® is a registered trademark owned by CFA Institute.

For institutional and sophisticated investors only. Not for public distribution.

Vanguard

© 2022 The Vanguard Group, Inc.
All rights reserved.
Vanguard Marketing Corporation, Distributor.

ISGVLCM 032021