

ETF Industry Perspectives

Q3 2024

Let the rate cuts begin

Vanguard ETF Industry Perspectives is our quarterly in-depth commentary, with analysis of important trends and how they're affecting ETF investors.

Contributors



Samuel Martinez, CFA
Head of Fixed Income Index
and ETF Product



Andrey Kotlyarenko, CFA
Equity Index Senior Investment
Product Manager



David Sharp
Senior ETF Capital
Markets Specialist

Key highlights

- **Equity spotlight:** Small-capitalization ETF flows are on the rise—a pattern that has historically coincided with interest rate cuts. Small-cap stocks do tend to outperform, but small-cap indexes don't all behave the same, so it's best to choose the strategy that matches that of the index providers in your portfolio.
- **Fixed income spotlight:** With rate cuts finally here, many new active fixed income ETFs face their first real test. Although most managers appear to be neutral on duration, different approaches when allocating to credit and subsectors emphasize the importance of getting to know how the active ETF you chose is navigating the current environment.
- **Industry trends:** Heightened volatility over the third quarter, which included the Federal Reserve's rate cut on September 18, showcased how ETFs can be affected. Bid-ask spreads immediately widened on the Fed's announcement, reinforcing the need when markets become volatile to follow best trading practices or to avoid trading altogether.

With high volatility also surrounding the global stock market sell-off on August 5, which pulled the Standard & Poor's 500 Index down by as much as 6%, index fund managers and advisors alike are reminded of the importance of controlling impulses and staying the course.

Equity spotlight

Do Fed rate cuts mean it's small-cap ETFs weather? History says yes

The Fed's 50-basis-point rate cut—its first cut since before the Fed began raising rates in response to the inflationary spike driven by the COVID-19 pandemic—created a fresh opportunity to look closely at small-cap equities, which historically have outperformed the broader market after rate cuts.

The lower cost of capital that has followed rate cuts has correlated with investors showing greater interest in smaller companies, whose growth prospects can be hampered when borrowing costs are high. With further monetary easing expected, investors seem more bullish on small-cap stocks, with Q3 flows jumping to \$16.5 billion, easily eclipsing the \$9.4 billion in inflows over the previous six months.¹

But how consistent is this trend? And does it pay off? During other rate-cutting cycles—such as the dot-com bubble, the global financial crisis, and the post-COVID pandemic recovery—interest in small-caps spiked. In the 12 months following those initial rate cuts, returns of the four main U.S. small-cap indexes performed strongly. More to the point, each of these indexes outperformed the broad equity market during those past rate-cutting cycles.

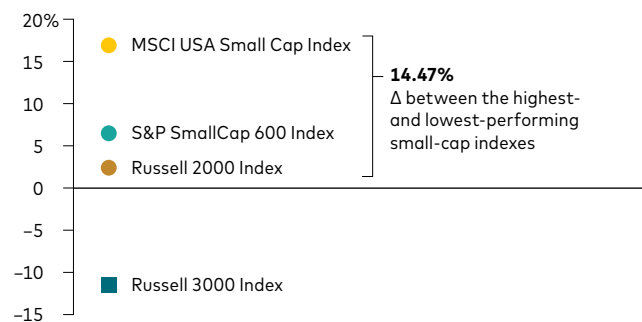
But crucially, each small-cap index isn't built quite the same as another, so their performances can diverge. In each of the downturns we looked at, returns were dispersed among the indexes shown on this page, so choosing an index that may prove to be the top performer in each rate-cutting cycle can be difficult.

This means that instead of choosing an ETF based on historical performance, investors should consider choosing the one whose index fits into their overall strategic allocation. To put a finer point on it, advisors should consider choosing a small-cap fund or ETF that's built by the same index provider as other equity holdings in the investor's portfolio.

This can help avoid duplicating holdings or creating gaps in exposure, and it can make calibrating expected risks and returns more accurate.

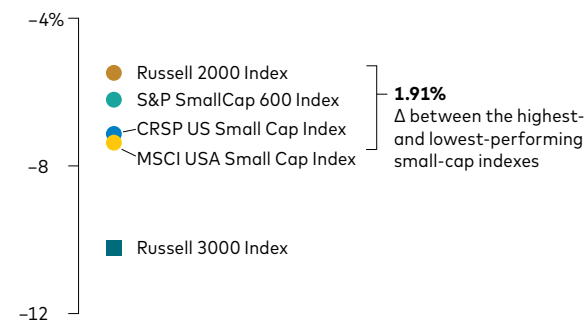
Small-caps have risen in popularity when the Fed has begun cutting rates

a. The dot-com bust



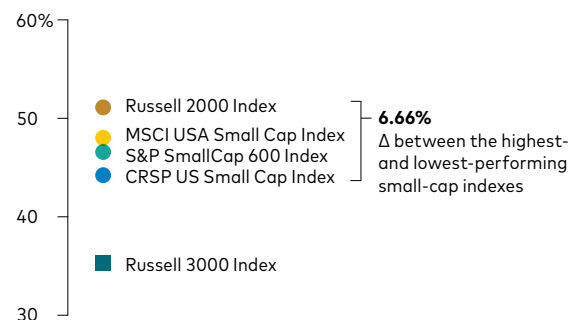
Sources: Vanguard, based on data from Morningstar, Inc., from January 1, 2001, through December 31, 2001.

b. The global financial crisis



Sources: Vanguard, based on data from Morningstar, Inc., from September 1, 2007, through August 31, 2008.

c. The COVID-19 pandemic



Sources: Vanguard, based on data from Morningstar, Inc., from March 1, 2020, through February 28, 2021.

Past performance is not a guarantee of future returns. The performance of an index is not an exact representation of any particular investment, as you cannot invest directly in an index.

¹ Source: Morningstar, Inc., as of September 30, 2024.

Fixed income spotlight

Know your active bond ETF manager

With the September cut that lowered the federal funds rate from 5.25%–5.5% to 4.75%–5%, markets have entered a new phase of loosening borrowing costs. This will be the first real test for the active core and core-plus fixed income ETFs that launched during the current cycle. An interesting facet of these active ETFs is that many managers didn't change their risk exposures—namely, duration and credit quality—all that much in the lead-up to the Fed's September cut.

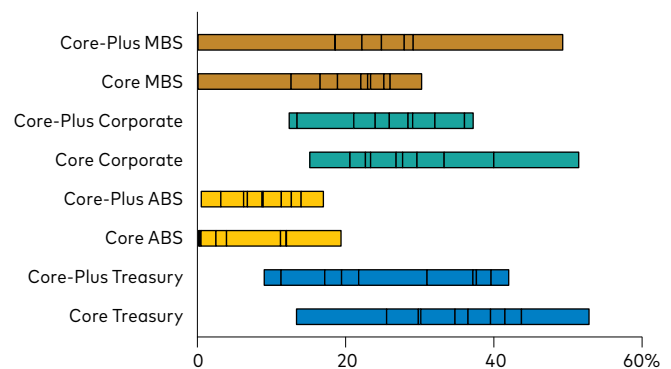
That's not necessarily as surprising as it may sound given the past year's uncertainty. Wagers on rates are difficult to get right, and errant calls can lead to potentially difficult conversations with clients. This explains why core bond ETFs remain within one year of their category's benchmark duration of 6.2 years, and core-plus ETFs remain within 1.5 years of that category's benchmark duration of 5.9 years.²

We observed that since 2024 began, credit spreads overall narrowed and the majority of managers let their portfolios follow suit, while other managers took the opportunity to trim their overall credit overweight to be closer to their benchmarks.³ In other words, managers of some active core and core-plus ETFs opted for higher credit quality, given the uncertainty in the economy, but most managers left their portfolios' credit exposure unchanged.

Also worth considering is that major or frequent allocation shifts to active portfolios have their own costs linked to trading, and those costs all detract from returns.

The more significant distinction is that different managers often have divergent approaches to implementing core and core-plus mandates. You can see this clearly in their subsector allocations.

Active core and core-plus bond ETFs can differ considerably



Notes: The chart depicts the sector allocations of the top 10 active core and core-plus ETFs by assets. The vertical lines signify the percentage allocation of each sub-asset class for each of those ETFs. The universe of ETFs was chosen from the Intermediate Core Bond and Intermediate Core-Plus Bond Morningstar categories that are benchmarked to the Bloomberg U.S. Aggregate Bond Index or the Bloomberg U.S. Universal Bond Index and that have less than 75% of their assets in one sub-asset class. MBS stands for mortgage-backed securities, and ABS stands for asset-backed securities.

Sources: Vanguard, based on data from Morningstar, Inc., as of September 30, 2024.

These sometimes different approaches within the same active fixed income categories suggest that advisors and their clients really need to know what an active manager is up to in order to fully understand how distinctly a particular manager may shape their portfolio allocations.

To better understand Vanguard's approach to the core and core-plus categories, see our quarterly [Active Fixed Income Perspectives](#).

² Sources: Vanguard analysis, based on data from Morningstar, Inc., and FactSet, as of September 30, 2024. For purposes of this analysis, core bond ETFs are benchmarked to the Bloomberg U.S. Aggregate Bond Index, and core-plus bond ETFs are benchmarked to the Bloomberg U.S. Universal Bond Index.

³ Source: Morningstar, Inc., from January 1, 2024, through September 30, 2024.

ETF industry trends

Fed decisions often lead to volatility and higher trading costs

What happens in volatile markets is often similar no matter what's driving the volatility, whether it's an unexpected headline, a presidential election, or even a Fed change in borrowing rates. While volatility can lead some investors to question their portfolio allocations, it doesn't mean that anything is suddenly wrong with the ETF they own.

Volatile markets can result from economic uncertainty that disrupts smooth trading, increasing liquidity and trading costs. Market makers tasked with maintaining a two-sided market by setting bids and asks on securities care about how quickly they can turn over ETF shares and how fast-moving security prices affect price uncertainty.

Thus, volatile markets lead market makers to widen bid-ask spreads so they can keep providing precious liquidity as they buy and sell ETFs at rapidly changing values. In other words, they use wider spreads to protect themselves from the risk of buying at one

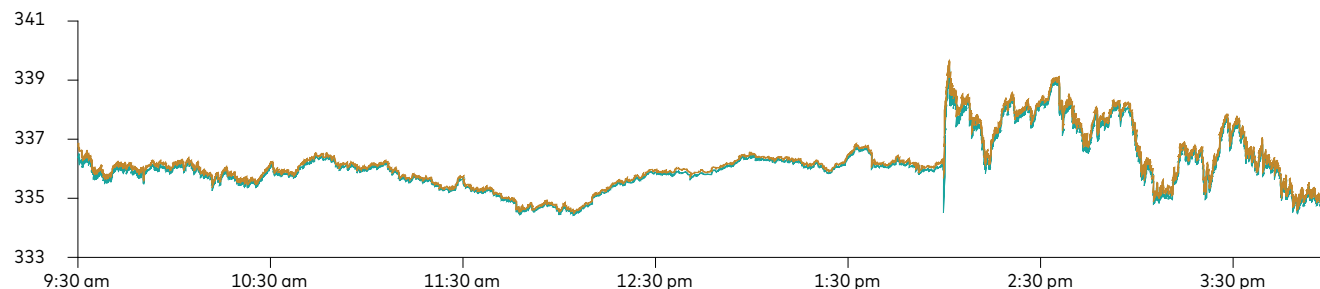
price and selling at a lower price. Crucially, those investors who wait to trade in calmer markets can avoid the higher costs of transacting in volatile ones.

While the August 5 market sell-off was a reminder of how volatility can seem to arrive suddenly, investors can also see it coming well in advance, as with the Fed's rate changes including its September 18 cut.

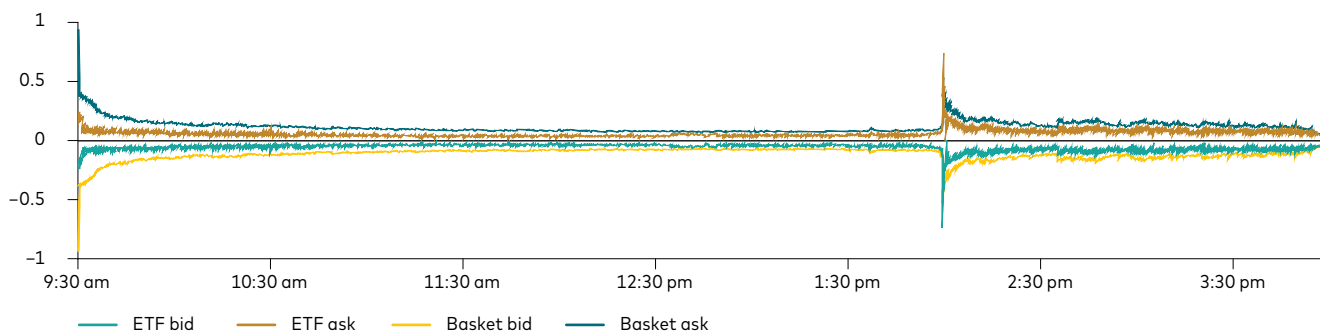
The next figure shows how bid-ask spreads on Vanguard S&P 500 Growth ETF (VOOG) widened when the Fed announced that rate cut at 2 p.m. Eastern time and how the spreads steadily narrowed over the rest of the trading session. While bid-ask spreads of a popular ETF like Vanguard S&P 500 ETF (VOO) snapped back to normal rather quickly, spreads on the average ETF can remain wider for longer, as shown for VOOG. The figure illustrates that it's best, if possible, to steer clear of trading in a volatile market and instead transact once volatility subsides.

VOOG's spreads on September 18 show volatility's effect on trading costs

a. VOOG prices on the day of the Fed's meeting



b. VOOG spreads on the day of the Fed's meeting



Notes: The first chart plots prices of VOOG throughout the September 18, 2024, trading session. The second chart shows bid-ask spreads on VOOG and its underlying constituents during that session.

Source: Vanguard Spread Analytics tool.

The only way to not pay the price of volatility is to avoid transacting when the market is upset. But if you absolutely must trade in a volatile market, it's crucial to do so in full expectation of higher trading costs.

Whenever you're trading, keep these variables in mind:

- **Order type:** Consider using a limit order or marketable limit order to help protect yourself from unexpected price movements.⁴ For larger, "high touch" trades, you'll likely need to work with your custodian's block trading desk to execute the order with greater discretion. Vanguard's ETF Capital Markets Team is one such desk that can assist with these trades.
- **Trading during key events and economic announcements:** As we discussed in the example of how markets behave around Fed announcements, placing trades leading up to and immediately following the release of economic news or policy decisions can expose those trades to more volatility. If possible, you may want to avoid trading at those times to help clients achieve better outcomes.
- **Time of day:** Opening/closing auctions can have imbalances that expose investors to heightened risk of trading ETFs at prices that differ from the value of their underlying securities. While the auction price discovery is still taking place, you may want to avoid trading if possible in the first 15 minutes of the day, as spreads could widen. Furthermore, large trades in the last 15 minutes of the day can lead to higher impact costs.
- **Considerations if you must trade:** Take measure of how any market volatility is affecting the trade. Then adjust your approach and your expectations accordingly.

⁴ A marketable limit order is one that is placed for immediate execution. For a marketable buy limit order, the limit price is set at or above the ask price. For a marketable sell limit order, the limit price is set at or below the bid price.

Was the August 5 sell-off much ado about nothing?

Japan's July 31 rate hike ended up fueling global market volatility. The S&P 500 Index fell 6% from August 1 through August 5, including a 3% drop on August 5 alone.⁵ Credit spreads widened in a market move that reflected investor concern that perhaps the U.S. economy was at last nearing recession after rebounding from the COVID-19 shock.

Credit spreads widened initially as investors dumped credit and rushed into risk-free U.S. Treasuries. But shortly afterward, spreads again tightened, and within two weeks the stock market climbed back to where it was on the eve of the disruption.

The August volatility and the market's subsequent return to normality show how market events such as these are often a blip on the radar. Those who stuck to their plans came out of that stretch of market volatility no worse for the wear.

For bond index fund managers, periods of volatility reinforce the importance of carefully managing risk in their portfolios. Because such strategies can't own every bond in an index, they must seek to match the index's risk factors, including key duration, credit spreads, and sectors. This ensures that exposures never diverge too much from the index so that episodes of volatility don't expose the fund to unintended risk. Such careful management helps avoid blowouts in tracking error when markets become roiled.

The importance of long-term focus and a stay-the-course sensibility is no different for asset managers than it is for investors and for advisors keen on managing concerned clients. It's important to avoid overextending yourself, in terms of making big changes to allocations, and to remain consistent in volatile markets.

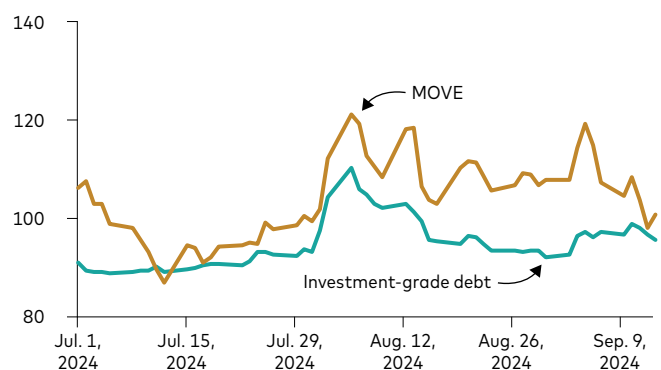
For advisors who successfully tamp down the worst impulses of clients who may be in a panic, the payoff has historically been the preservation

of long-term returns. For index fund managers and their investors, it means preserving returns close to the fund's benchmark (that is, maintaining tight tracking error).

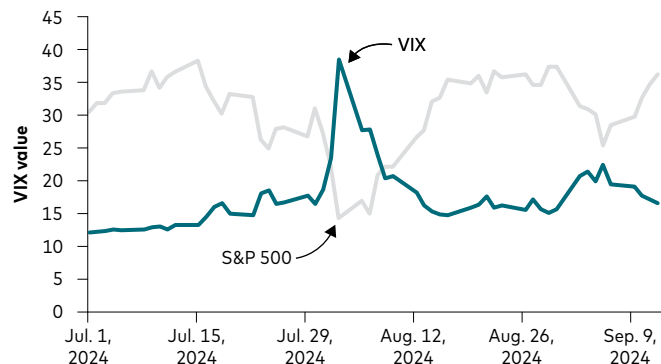
The takeaway couldn't be clearer: The August market disruption was almost a nonevent for those who didn't get spooked. Less has historically meant more when it comes to making changes to strategic allocations.

Market volatility surrounding August 5 came and went relatively quickly

a. Credit spreads widened, then narrowed



b. The S&P swooned, then bounced back



Notes: The first chart displays the credit spread (OAS curve) of investment-grade debt from July 1, 2024, through September 13, 2024, as measured by the Bloomberg U.S. Corporate Total Return Value Unhedged USD Index relative to the Merrill Lynch Option Volatility Estimate Index (MOVE). The second chart displays the credit spread over the same period, as measured by the S&P 500 Index versus the CBOE Volatility Index (VIX).

Source: Bloomberg.

⁵ Source: Morningstar, Inc., for August 1-5, 2024.

ETF industry snapshot

Product strategy

	Assets	Q3 cash flow
Index	\$9.2T	\$208.7B
Active	\$0.8T	\$73.0B

Source: Morningstar, Inc., as of September 30, 2024.

Investment categories

	Assets	Q3 cash flow
Equity	\$7.8T	\$156.9B
Fixed income	\$1.8T	\$100.3B
Other	\$0.4T	\$24.6B

Source: Morningstar, Inc., as of September 30, 2024.

Cash flows into broad equity categories (\$B)

	Q3 cash flow
U.S.	\$131.9
International	\$13.6
Sector	\$5.0
Nontraditional	\$6.4

Source: Morningstar, Inc., as of September 30, 2024.

Cash flows into broad fixed income categories (\$B)

	Q3 cash flow
U.S. taxable	\$88.8
International	\$4.6
Municipal	\$6.9

Source: Morningstar, Inc., as of September 30, 2024.

U.S. equity Q3 cash flows by style (\$B)

	Value	Blend	Growth
Large-cap	\$15.5	\$91.0	\$11.9
Mid-cap	-\$1.6	\$2.7	-\$4.2
Small-cap	\$3.8	\$11.7	\$1.0

Source: Morningstar, Inc., as of September 30, 2024.

U.S. taxable fixed income Q3 cash flows (\$B)

	Short	Intermediate	Long
Government	\$5.5	\$8.1	\$11.0
Investment-grade	\$10.1	\$34.3	\$5.0
High-yield		\$6.2	
Other		\$8.3	

Notes: Data based on U.S.-listed issues only, not including exchange-traded notes. "Other" includes ETFs in Morningstar's Preferred Stock, Bank Loan, Multisector Bond, Nontraditional Bond, and Target Maturity categories.

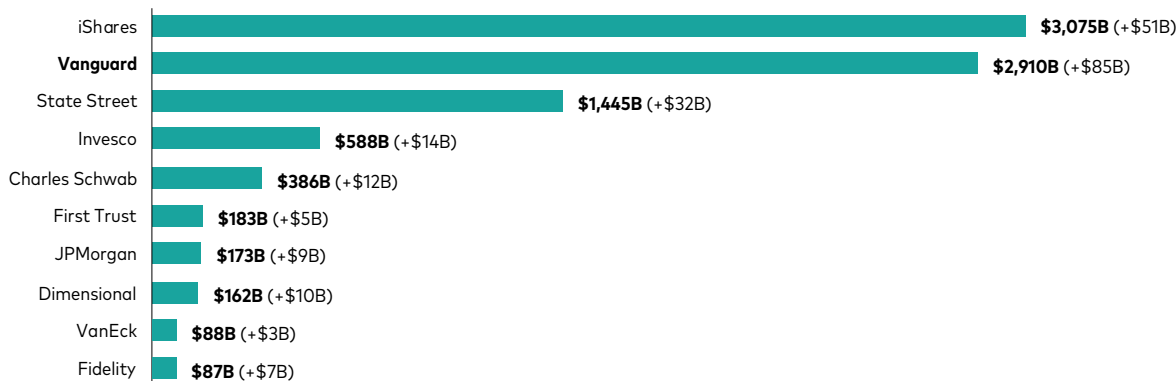
Source: Morningstar, Inc., as of September 30, 2024.

Number of ETFs available

	Number
ETF launches in Q3 2024	206
ETF closures in Q3 2024	39
Total U.S. ETFs	3,718

Source: Morningstar, Inc., as of September 30, 2024.

Issuer assets and Q3 cash flows



Source: Morningstar, Inc., as of September 30, 2024.

Vanguard ETFs®

Equity

Large-cap	Ticker	Expense ratio
Total Stock Market	VTI	0.03%
Mega Cap	MGC	0.07%
Mega Cap Growth	MGK	0.07%
Mega Cap Value	MGV	0.07%
S&P 500	VOO	0.03%
S&P 500 Growth	VOOG	0.10%
S&P 500 Value	VOOV	0.10%
Large-Cap	VV	0.04%
Growth	VUG	0.04%
Value	VTV	0.04%

Mid-cap	Ticker	Expense ratio
Extended Market	VXF	0.06%
Mid-Cap	VO	0.04%
Mid-Cap Growth	VOT	0.07%
Mid-Cap Value	VOE	0.07%

Small-cap	Ticker	Expense ratio
Small-Cap	VB	0.05%
Small-Cap Growth	VBK	0.07%
Small-Cap Value	VBR	0.07%
S&P Small-Cap 600	VIOO	0.10%
Russell 2000	VTWO	0.10%

International/global	Ticker	Expense ratio
Total World Stock	VT	0.07%
Total International Stock	VXUS	0.08%
FTSE All-World ex-US	VEU	0.07%
FTSE All-World ex-US Small-Cap	VSS	0.08%
Global ex-U.S. Real Estate	VNQI	0.12%
FTSE Developed Markets	VEA	0.06%
FTSE Europe	VGK	0.09%
FTSE Pacific	VPL	0.08%
FTSE Emerging Markets	VWO	0.08%

ESG	Ticker	Expense ratio
ESG U.S. Stock	ESGV	0.09%
ESG International Stock	VSGX	0.12%

Sector	Ticker	Expense ratio
Consumer Discretionary	VCR	0.10%
Consumer Staples	VDC	0.10%
Energy	VDE	0.10%
Financials	VFH	0.10%
Health Care	VHT	0.10%
Industrials	VIS	0.10%
Information Technology	VGT	0.10%
Materials	VAW	0.10%
Real Estate	VNQ	0.13%
Communication Services	VOX	0.10%
Utilities	VPU	0.10%

Dividend	Ticker	Expense ratio
Dividend Appreciation	VIG	0.06%
International Dividend Appreciation	VIGI	0.15%
High Dividend Yield	VYM	0.06%
International High Dividend Yield	VYMI	0.22%

Note: Expense ratios are as of each ETF's most recent prospectus.

Source: Vanguard, as of September 30, 2024.

Vanguard ETFs

Fixed income

Broad market	Ticker	Expense ratio
Total Bond Market	BND	0.03%
Short-Term Bond	BSV	0.04%
Intermediate-Term Bond	BIV	0.04%
Long-Term Bond	BLV	0.04%

Treasury/agency	Ticker	Expense ratio
Short-Term Treasury	VGSH	0.04%
Intermediate-Term Treasury	VGIT	0.04%
Long-Term Treasury	VGLT	0.04%
Extended Duration Treasury	EDV	0.06%
Short-Term Inflation-Protected Securities	VTIP	0.04%
Mortgage-Backed Securities	VMBS	0.04%

Investment-grade	Ticker	Expense ratio
Short-Term Corporate Bond	VCSH	0.04%
Intermediate-Term Corporate Bond	VCIT	0.04%
Long-Term Corporate Bond	VCLT	0.04%
Total Corporate Bond	VTC	0.04%

International/global	Ticker	Expense ratio
Total International Bond	BNDX	0.07%
Total World Bond	BNDW	0.05%
Emerging Markets Government Bond	VWOB	0.20%

ESG	Ticker	Expense ratio
ESG U.S. Corporate Bond	VCEB	0.12%

Note: Expense ratios are as of each ETF's most recent prospectus.

Source: Vanguard, as of September 30, 2024.

Important information

For more information about Vanguard funds or ETF Shares, contact your financial advisor to obtain a prospectus or, if available, a summary prospectus. Investment objectives, risks, charges, expenses, and other important information are contained in the prospectus; read and consider it carefully before investing.

Vanguard ETF Shares are not redeemable with the issuing Fund other than in very large aggregations worth millions of dollars. Instead, investors must buy and sell Vanguard ETF Shares in the secondary market and hold those shares in a brokerage account. In doing so, the investor may incur brokerage commissions and may pay more than net asset value when buying and receive less than net asset value when selling.

Past performance is no guarantee of future results.

All investing is subject to risk, including the possible loss of the money you invest.

Investments in bonds are subject to interest rate, credit, and inflation risk.

Bond funds are subject to the risk that an issuer will fail to make payments on time, and that bond prices will decline because of rising interest rates or negative perceptions of an issuer's ability to make payments.

Prices of mid- and small-cap stocks often fluctuate more than those of large-company stocks.

U.S. government backing of Treasury or agency securities applies only to the underlying securities and does not prevent share-price fluctuations. Unlike stocks and bonds, U.S. Treasury bills are guaranteed as to the timely payment of principal and interest.

Funds that concentrate on a relatively narrow market sector face the risk of higher share-price volatility.

Be aware that fluctuations in the financial markets and other factors may cause declines in the value of your account. There is no guarantee that any particular asset allocation or mix of funds will meet your investment objectives or provide you with a given level of income. Diversification does not ensure a profit or protect against a loss.

CFA® is a registered trademark owned by CFA Institute.

Vanguard®

© 2024 The Vanguard Group, Inc. All rights reserved. Vanguard Marketing Corporation, Distributor of the Funds.

ETFTB 112024

Important Information

VIGM, S.A. de C.V. Asesor en Inversiones Independiente ("Vanguard Mexico") registration number: 30119-001-(14831)-19/09/2018. The registration of Vanguard Mexico before the Comisión Nacional Bancaria y de Valores ("CNBV") as an Asesor en Inversiones Independiente is not a certification of Vanguard Mexico's compliance with regulation applicable to Advisory Investment Services (Servicios de Inversión Asesorados) nor a certification on the accuracy of the information provided herein. The supervision scope of the CNBV is limited to Advisory Investment Services only and not all services provided by Vanguard Mexico.

This material is solely for informational purposes and does not constitute an offer or solicitation to sell or a solicitation of an offer to buy any security, nor shall any such securities be offered or sold to any person, in any jurisdiction in which an offer, solicitation, purchase or sale would be unlawful under the securities law of that jurisdiction. Reliance upon information in this material is at the sole discretion of the recipient.

Securities information provided in this document must be reviewed together with the offering information of each of the securities which may be found on Vanguard's website: <https://www.vanguardmexico.com/institutional/products/en/list/overview> or www.vanguard.com

Vanguard Mexico may recommend products of The Vanguard Group Inc. and its affiliates and such affiliates and their clients may maintain positions in the securities recommended by Vanguard Mexico.

ETFs can be bought and sold only through a broker and cannot be redeemed with the issuing fund other than in very large aggregations. Investing in ETFs entails stockbroker commission and a bid-offer spread which should be considered fully before investing. The market price of ETF Shares may be more or less than net asset value.

All investments are subject to risk, including the possible loss of the money you invest. Investments in bond funds are subject to interest rate, credit, and inflation risk. Governmental backing of securities applies only to the underlying securities and does not prevent share-price fluctuations. High-yield bonds generally have medium- and lower-range credit quality ratings and are therefore subject to a higher level of credit risk than bonds with higher credit quality ratings.

There is no guarantee that any forecasts made will come to pass. Past performance is no guarantee of future results.

Prices of mid- and small-cap stocks often fluctuate more than those of large-company stocks. Funds that concentrate on a relatively narrow market sector face the risk of higher share-price volatility. Stocks of companies are subject to national and regional political and economic risks and to the risk of currency fluctuations, these risks are especially high in emerging markets. Changes in exchange rates may have an adverse effect on the value, price or income of a fund.

The information contained in this material derived from third-party sources is deemed reliable, however Vanguard Mexico and The Vanguard Group Inc. are not responsible and do not guarantee the completeness or accuracy of such information.

This document should not be considered as an investment recommendation, a recommendation can only be provided by Vanguard Mexico upon completion of the relevant profiling and legal processes.

This document is for educational purposes only and does not take into consideration your background and specific circumstances nor any other investment profiling circumstances that could be material for taking an investment decision. We recommend getting professional advice based on your individual circumstances before taking an investment decision.

These materials are intended for institutional and sophisticated investors use only and not for public distribution.

Materials are provided only for the recipient's exclusive use and shall not be distributed to any other individual or entity. Broker-dealers, advisers, and other intermediaries must determine whether their clients are eligible for investment in the products discussed herein.

The information contained herein does not constitute an offer or solicitation and may not be treated as such in any jurisdiction where such an offer or solicitation is against the law, or to anyone for whom it is unlawful to make such an offer or solicitation, or if the person making the offer or solicitation is not qualified to do so.

THESE MATERIALS ARE PROVIDED FOR THE EXCLUSIVE USE OF RECIPIENT AND CONTAIN HIGHLY CONFIDENTIAL INFORMATION, WHICH SHALL NOT BE REPRODUCED OR TRANSMITTED TO ANY THIRD PARTIES WITHOUT VANGUARD'S PRIOR WRITTEN CONSENT. THE CONTENTS OF THESE MATERIALS SHALL NOT BE UNDERSTOOD AS AN OFFER OR SOLICITATION TO BUY OR SELL SECURITIES IN BRAZIL AND VANGUARD IS NOT MAKING ANY REPRESENTATION WITH RESPECT TO THE ELIGIBILITY OF ANY RECIPIENT OF THESE MATERIALS TO ACQUIRE THE INTERESTS IN THE SECURITIES DESCRIBED HEREIN UNDER THE LAWS OF BRAZIL. SUCH SECURITIES HAVE NOT BEEN REGISTERED IN BRAZIL AND NONE OF THE INTERESTS IN SUCH SECURITIES MAY BE OFFERED, SOLD, OR DELIVERED, DIRECTLY OR INDIRECTLY, IN BRAZIL OR TO ANY RESIDENT OF BRAZIL EXCEPT PURSUANT TO THE APPLICABLE LAWS AND REGULATIONS OF BRAZIL.

THIS DOCUMENT WAS SENT BY VANGUARD SPECIFICALLY TO ITS RECIPIENT AND CONTAINS HIGHLY CONFIDENTIAL INFORMATION, WHICH SHALL NOT BE REPRODUCED OR TRANSMITTED TO ANY THIRD PARTIES WITHOUT VANGUARD'S PRIOR AND WRITTEN CONSENT. THE CONTENTS OF THIS MESSAGE SHALL NOT BE UNDERSTOOD AS AN OFFER OR SOLICITATION TO BUY OR SELL SECURITIES IN BRAZIL.

This document is provided at the request of and for the exclusive use of the recipient and does not constitute, and is not intended to constitute, a public offer in the Republic of Colombia, or an unlawful promotion of financial/capital market products. The offer of the financial products described herein is addressed to fewer than one hundred specifically identified investors. The financial products described herein may not be promoted or marketed in Colombia or to Colombian residents, unless such promotion and marketing is made in compliance with Decree 2555/2010 and other applicable rules and regulations related to the promotion of foreign financial/capital market products in Colombia.

The financial products described herein are not and will not be registered before the Colombian National Registry of Securities and Issuers (Registro Nacional de Valores y Emisores - RNVE) maintained by the Colombian Financial Superintendency, or before the Colombian Stock Exchange. Accordingly, the distribution of any documentation in regard to the financial products described here in will not constitute a public offering of securities in Colombia.

The financial products described herein may not be offered, sold or negotiated in Colombia, except under circumstances which do not constitute a public offering of securities under applicable Colombian securities laws and regulations; provided that, any authorized person of a firm authorized to offer foreign securities in Colombia must abide by the terms of Decree 2555/2010 to offer such products privately to its Colombian clients.

The distribution of this material and the offering of securities may be restricted in certain jurisdictions. The information contained in this material is for general guidance only, and it is the responsibility of any person or persons in possession of this material and wishing to make application for securities to inform themselves of, and to observe, all applicable laws and regulations of any relevant jurisdiction. Prospective applicants for securities should inform themselves of any applicable legal requirements, exchange control regulations and applicable taxes in the countries of their respective citizenship, residence or domicile.

This document and its content should not be considered as an offer, if it were the case the offer of the securities described herein would be made in accordance with general rule No. 336 of the Financial Market Commission (Comisión para el Mercado Financiero). The securities described herein are not registered under Securities Market Law, nor in the Securities Registry nor in the Foreign Securities Registry of the Chilean Financial Market Commission, and therefore such securities are not subject to its oversight. Since such securities are not registered in Chile, the issuer is not obligated to provide public information in Chile regarding the securities. The securities shall not be subject to public offering unless they are duly registered in the corresponding Securities Registry in Chile. The issuer of the securities is not registered in the Registries maintained by the Chilean Financial Market Commission, therefore it is not subject to the supervision of the Chilean Financial Market Commission or the obligations of continuous information.

El presente documento y su contenido no deberá considerarse como una oferta, en su caso la oferta de los valores aquí descritos se realizaría conforme a la norma de carácter general No. 336 de la Comisión para el Mercado Financiero. Los valores aquí descritos, al ser valores no inscritos bajo la Ley de Mercado de Valores en el Registro de Valores o en el Registro de Valores extranjeros que lleva la Comisión para el Mercado Financiero, no están sujetos a la fiscalización de ésta. Por tratarse de valores no inscritos, no existe la obligación por parte del emisor de entregar en Chile información pública respecto de esos valores. Los valores no podrán ser objeto de oferta pública mientras no sean inscritos en el Registro de Valores correspondiente. El emisor de los valores no se encuentra inscrito en los Registros que mantiene la Comisión para el Mercado Financiero, por lo que no se encuentra sometido a la fiscalización de la Comisión para el Mercado financiero ni a las obligaciones de información continua.

The securities described herein have not been registered under the Peruvian Securities Market Law (Decreto Supremo No 093-2002-EF) or before the Superintendencia del Mercado de Valores (the "SMV"). There will be no public offering of the securities in Peru and the securities may only be offered or sold to institutional investors (as defined in Appendix I of the Institutional Investors Market Regulation) in Peru by means of a private placement. The securities offered and sold in Peru may not be sold or transferred to any person other than an institutional investor unless such securities have been registered with the Registro Público del Mercado de Valores kept by the SMV. The SMV has not reviewed the information provided to the investor. This material is for the exclusive use of institutional investors in Peru and is not for public distribution.

The financial products described herein may be offered or sold in Bermuda only in compliance with the provisions of the Investment Business Act 2003 of Bermuda. Additionally, non-Bermudian persons may not carry on or engage in any trade or business in Bermuda unless such persons are authorized to do so under applicable Bermuda legislation. Engaging in the activity of offering or marketing the financial products described herein in Bermuda to persons in Bermuda may be deemed to be carrying on business in Bermuda.

Vanguard Mexico does not intend, and is not licensed or registered, to conduct business in, from or within the Cayman Islands, and the interests in the financial products described herein shall not be offered to members of the public in the Cayman Islands.

The financial products described herein have not been and will not be registered with the Securities Commission of The Bahamas. The financial products described herein are offered to persons who are non-resident or otherwise deemed non-resident for Bahamian Exchange Control purposes. The financial products described herein are not intended for persons (natural persons or legal entities) for which an offer or purchase would contravene the laws of their state (on account of nationality or domicile/registered office of the person concerned or for other reasons). Further, the offer constitutes an exempt distribution for the purposes of the Securities Industry Act, 2011 and the Securities Industry Regulations, 2012 of the Commonwealth of The Bahamas.

This document is not, and is not intended as, a public offer or advertisement of, or solicitation in respect of, securities, investments, or other investment business in the British Virgin Islands ("BVI"), and is not an offer to sell, or a solicitation or invitation to make offers to purchase or subscribe for, any securities, other investments, or services constituting investment business in BVI. Neither the securities mentioned in this document nor any prospectus or other document relating to them have been or are intended to be registered or filed with the Financial Services Commission of BVI or any department thereof.

This document is not intended to be distributed to individuals that are members of the public in the BVI or otherwise to individuals in the BVI. The funds are only available to, and any invitation or offer to subscribe, purchase, or otherwise acquire such funds will be made only to, persons outside the BVI, with the exception of persons resident in the BVI solely by virtue of being a company incorporated in the BVI or persons who are not considered to be "members of the public" under the Securities and Investment Business Act, 2010 ("SIBA").

Any person who receives this document in the BVI (other than a person who is not considered a member of the public in the BVI for purposes of SIBA, or a person resident in the BVI solely by virtue of being a company incorporated in the BVI and this document is received at its registered office in the BVI) should not act or rely on this document or any of its contents.

Vanguard represents and agrees that it has not offered or sold, and will not offer or sell, any ETFs or Mutual Funds to the public in Uruguay, except in circumstances which do not constitute a public offering or distribution under Uruguayan laws and regulations. Neither Vanguard ETFs or Mutual Funds nor issuer are or will be registered with the Superintendency of Financial Services of the Central Bank of Uruguay to be publicly offered in Uruguay.

This document is not intended to provide tax advice or make an exhaustive analysis of the tax regime of the securities described herein. We strongly recommend seeking professional tax advice from a tax specialist.

Data provided by Morningstar is property of Morningstar and Morningstar's data providers and it should therefore not be copied or distributed. Morningstar and its data providers are not responsible for any certification or representation with respect to data validity, certainty, or accuracy and are therefore not responsible for any losses derived from the use of such information.

Bloomberg® and Bloomberg Indexes mentioned herein are service marks of Bloomberg Finance LP and its affiliates, including Bloomberg Index Services Limited ("BISL"), the administrator of the index (collectively, "Bloomberg") and have been licensed for use for certain purposes by Vanguard. Bloomberg is not affiliated with Vanguard and Bloomberg does not approve, endorse, review, or recommend the Financial Products included in this document. Bloomberg does not guarantee the timeliness, accurateness or completeness of any data or information related to the Financial Products included in this document.

Vanguard Mexico is not responsible for and does not prepare, edit, or endorse the content, advertising, products, or other materials on or available from any website owned or operated by a third party that may be linked to this email/document via hyperlink. The fact that Vanguard Mexico has provided a link to a third party's website does not constitute an implicit or explicit endorsement, authorization, sponsorship, or affiliation by Vanguard with respect to such website, its content, its owners, providers, or services. You shall use any such third-party content at your own risk and Vanguard Mexico is not liable for any loss or damage that you may suffer by using third party websites or any content, advertising, products, or other materials in connection therewith.

The sale of the VTI, MGC, MGK, VOO, VOOV, VV, VUG, VTV, VXF, VO, VOT, VOE, VB, VBK, VBR, VIOO, VTWO, VT, VXUS, VEU, VSS, VNQI, VEA, VGK, VPL, VWO, ESGV, VSGX, VCR, VDC, VDE, VFH, VHT, VIS, VGT, VAW, VNQ, VOX, VPU, VIG, VIGI, VYM, YMI, BND, BSV, BIV, BLV, VGSH, VGIT, VGLT, EDV, VTIP, VMBS, VCSH, VCIT, VCLT, VTC, BNDX, BNDW, VWOB, VTEB, VTES, VTEI, VTEC, VCEB qualifies as a private placement pursuant to section 2 of Uruguayan law 18.627. Vanguard represents and agrees that it has not offered or sold, and will not offer or sell, any VTI, MGC, MGK, VOO, VOOV, VV, VUG, VTV, VXF, VO, VOT, VOE, VB, VBK, VBR, VIOO, VTWO, VT, VXUS, VEU, VSS, VNQI, VEA, VGK, VPL, VWO, ESGV, VSGX, VCR, VDC, VDE, VFH, VHT, VIS, VGT, VAW, VNQ, VOX, VPU, VIG, VIGI, VYM, YMI, BND, BSV, BIV, BLV, VGSH, VGIT, VGLT, EDV, VTIP, VMBS, VCSH, VCIT, VCLT, VTC, BNDX, BNDW, VWOB, VTEB, VTES, VTEI, VTEC, VCEB to the public in Uruguay, except in circumstances which do not constitute a public offering or distribution under Uruguayan laws and regulations. Neither the VTI, MGC, MGK, VOO, VOOV, VV, VUG, VTV, VXF, VO, VOT, VOE, VB, VBK, VBR, VIOO, VTWO, VT, VXUS, VEU, VSS, VNQI, VEA, VGK, VPL, VWO, ESGV, VSGX, VCR, VDC, VDE, VFH, VHT, VIS, VGT, VAW, VNQ, VOX, VPU, VIG, VIGI, VYM, YMI, BND, BSV, BIV, BLV, VGSH, VGIT, VGLT, EDV, VTIP, VMBS, VCSH, VCIT, VCLT, VTC, BNDX, BNDW, VWOB, VTEB, VTES, VTEI, VTEC, VCEB nor issuer are or will be registered with the Superintendency of Financial Services of the Central Bank of Uruguay to be publicly offered in Uruguay.

The VTI, MGC, MGK, VOO, VOOV, VV, VUG, VTV, VXF, VO, VOT, VOE, VB, VBK, VBR, VIOO, VTWO, VT, VXUS, VEU, VSS, VNQI, VEA, VGK, VPL, VWO, ESGV, VSGX, VCR, VDC, VDE, VFH, VHT, VIS, VGT, VAW, VNQ, VOX, VPU, VIG, VIGI, VYM, YMI, BND, BSV, BIV, BLV, VGSH, VGIT, VGLT, EDV, VTIP, VMBS, VCSH, VCIT, VCLT, VTC, BNDX, BNDW, VWOB, VTEB, VTES, VTEI, VTEC, VCEB correspond to investment funds that are not investment funds regulated by Uruguayan law 16,774 dated 27 September 1996, as amended.

Connect with Vanguard®

Vanguard

© 2024 The Vanguard Group, Inc.
All rights reserved.